




| | | | |
|----|---|--|---|
| 1. | Initial cleaning after installation |  <p>Machine wet scrubbing using an active or microfibre pad or a red pad* (see cleaning and polishing agents table).</p> |  <p>After vacuuming off the loose dirt with a wet vacuum cleaner scrub again with clean water and vacuum or scrub and dry.</p> |
| 2. | Initial polishing treatment/ polishing treatment |  <p>After the initial or intensive cleaning, evenly apply a suitable wash polish (see cleaning and polishing agents table) by wet mopping.</p> |  <p>The dried polishing agent film should be polished** using a suitable polishing pad*.</p> |
| 3. | Routine cleaning/ polishing (machine) |  <p>Optimal cleaning results are achieved with a scrubber dryer using an active or microfibre pad or a red pad* with a suitable wash polish (see cleaning and polishing agents table).</p> |  <p>For maintaining a uniform and appealing look of the floor covering, we recommend polishing** with a suitable polishing pad*.</p> |
| | Routine cleaning/ polishing (manual) |  <p>Remove dust by using suitable microfibre wipes, mop fleece or dust-binding cloths.</p> |  <p>Adhesive water-soluble or emulsifiable contaminations are removed by wet mopping (see cleaning and polishing agents table).</p> |
| 4. | Intermediate cleaning |  <p>To remove walking or heel marks and to maintain a uniform and optically appealing look of the floor covering, we recommend cleaning with suitable wash polishes (see cleaning and polishing agents table) using a suitable polishing pad*.</p> | |
| 5. | Intensive cleaning |  <p>Wet scrubbing using an active or microfibre pad or a red pad* and a suitable cleaning agent (see cleaning and polishing agents table). As water-soluble polishing agents are recommended for the polishing treatment, basic cleaning agents are usually not required.</p> |  <p>After vacuuming the loose dirt with a wet vacuum cleaner, the polishing treatment is performed in the same way as the initial polishing treatment.</p> |

General notes:

- As coatings require regular and cost-intensive basic cleaning and renewal, nora systems GmbH recommends that noraplan® rubber floor coverings, which are leakproof and have sealed surfaces, not be coated.
- Please observe the instruction in the product and safety data sheets of the cleaning & polishing agents used.
- This cleaning recommendation applies to firmly bonded floor coverings.
- * Suitable pads: 3 M etc.

** Use single-disc polishing machine with speeds of between 1000 – 1500 rpm.

Should you have any further questions please contact nora Technical Service, www.nora.com
More detailed explanations of the cleaning procedures can be found in our document "Cleaning Definitions".

Cleaning recommendation for transportation noraplan®

Cleaning and polishing agents

The cleaning and polishing agents listed in the table are **recommendations by cleaning agent manufacturers in the German market**. Depending on the premises, it may be useful to use **products and processes that differ from the standard, but according to the cleaning agent manufacturer's recommendation**. Please observe the **product-specific manufacturer's instructions**! Of course, you can also use suitable cleaning agents from non-listed cleaning agent manufacturers according to their recommendations. nora recommends to observe the following list, as from our experience, best results are achieved with these cleaning agents.

| Companies | Initial machine cleaning after installation, if necessary/intensive cleaning | Initial treatment after initial/intensive cleaning with mop | Manual routine cleaning with 2-step wiping |
|--|--|--|--|
| Diversey GmbH 68219 Mannheim Tel. +49 (0)621 / 8757-0 | Taski forward 400 ml to 8 l water | Taski Combi 800 ml to 8 l water Polishing | Taski 300, 80 ml to 8 l water |
| Dr. Schnell Chemie GmbH 80807 Munich Tel. +49 (0)89/350 608-0 | SCHIROCCO CLEAN 400 ml to 8 l water | FLOORTOP 800 ml to 8 l water Polishing | SCHIROCCO CLEAN, 40 ml – 80 ml to 8 l water |
| Ecolab Deutschland GmbH 40789 Monheim am Rhein Tel. +49 (0)2173/599-0 | Maxx Magic S 160 ml to 8 l water | Maxx Indur S 800 ml to 8 l water Polishing | Maxx Magic S, 40 ml to 8 l water |
| Johannes Kiehl KG 85235 Odelzhausen Tel. +49 (0)8134/9305-0 | Torvan concentrate 100 ml to 8 l water | Procur concentrate 200 ml to 8 l water Polishing | Veriprop, 40 ml to 8 l water (1 dosage) |
| Tana-Chemie GmbH 55120 Mainz Tel. +49 (0)6131 / 964-03 | TANEX allround 160 ml to 8 l water | TAWIP original 800 ml to 8 l water Polishing | TANEX allround 20 ml - 40 ml to 8 l water |
| KLEEN Purgatis GmbH 32120 Hiddenhausen Tel. +49 (0)5223/9970-40 | Blue Star Ocean 400 ml to 8 l water | PREMIUM No 4 800 ml to 8 l water Polishing | Blue Star Ocean, 40 ml to 8 l water |
| Dreiturm GmbH 36396 Steinau a. d. Str. Tel. +49 (0)6663/970-0 | D1 Neu 400 ml to 8 l water | GOLDREIF Klarwischpflege 200 ml to 8 l water Polishing | MULTINETZER, 40 ml to 8 l water |
| Dr. Schutz GmbH 53175 Bonn Tel. +49 (0)228/95352-0 | PU cleaner 400 ml to 8 l water | Floor cleaner R1000 800 ml to 8 l water Polishing | PU cleaner, 40 ml to 8 l water |
| Buzil-Werk Wagner GmbH & Co. KG 87700 Memmingen Tel. +49 (0)8331 / 930-6 | Indumaster® Step IR 16 160 ml to 8 l water | S 780 Corridor® Daily 800 ml to 8 l water Polishing | R 300 Roca Wipe, 40 ml to 8 l water |