



GOING

'all in'

ON SOLVING
THE CLIMATE
CRISIS





OUR CLIMATE AMBITION

CARBON NEGATIVE ENTERPRISE BY 2040

Interface has been a pioneer and recognized leader in sustainability since 1994. Our journey began with the goal to eliminate our negative impact on the environment, which we accomplished in 2019, and has evolved to a new moonshot ambition to become a carbon negative enterprise by 2040. To serve as an important waypoint on our path, we have 2030 goals validated by the Science Based Targets Initiative (SBTi).

Over the past 30 years, we have made dramatic progress to reduce our carbon emissions across our products, our operations, and our supply chain. This includes advancements in product design, manufacturing processes, raw material sourcing, and collaboration with our suppliers and partners.

Today, Interface offers the lowest carbon footprint carpet tile products on the market globally, based on publicly available emissions data provided in Environmental Product Declarations (EPDs).

We still have much more work to do. We must act now to meet the urgency of the climate crisis, focusing on absolute carbon reduction and carbon storage innovation across all of our product categories.

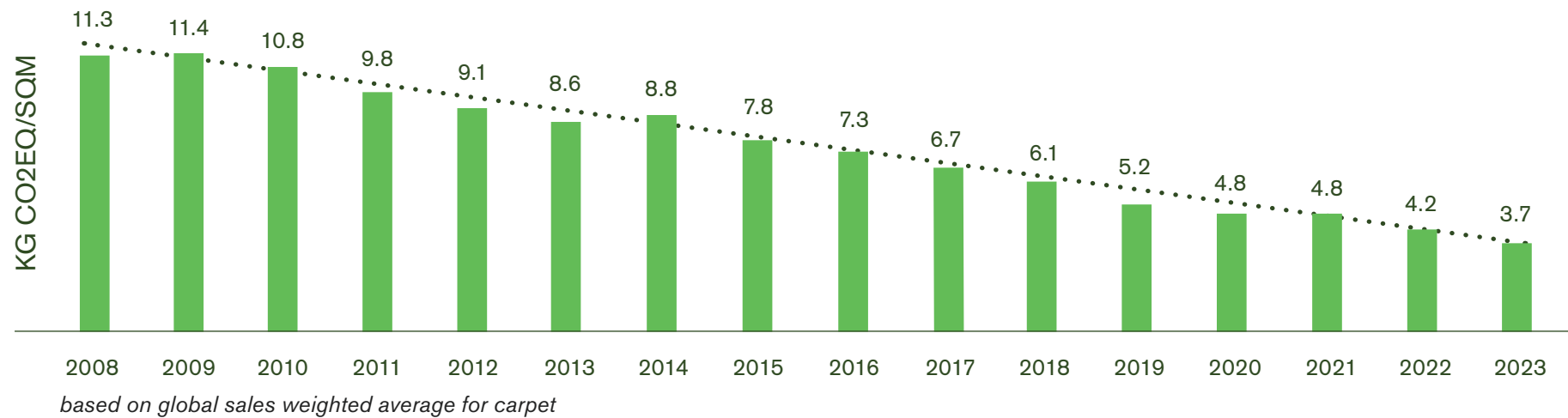
OUR CARBON REDUCTION PLAN IS SIMPLE

*avoid
reduce
store
inspire*


We continue to avoid, reduce, and store as much carbon as we can in the manufacture of our products, our business operations, and our supply chain. We continue to work on addressing the entire lifecycle of our products – from the sourcing of raw materials through the end of life, and back again. We also continue to inspire industry and partner with others to create a ripple effect, accelerating collective action and positive impacts.



OUR PATH TO THE LOWEST CARBON FOOTPRINT CARPET TILE



HOW WE GOT HERE



avoid

We've avoided emissions through thoughtful design, with a focus on dematerialization and waste reduction.



reduce

We've reduced emissions by using a significant percentage of recycled materials as well as transitioning to renewable energy for our operations.



store

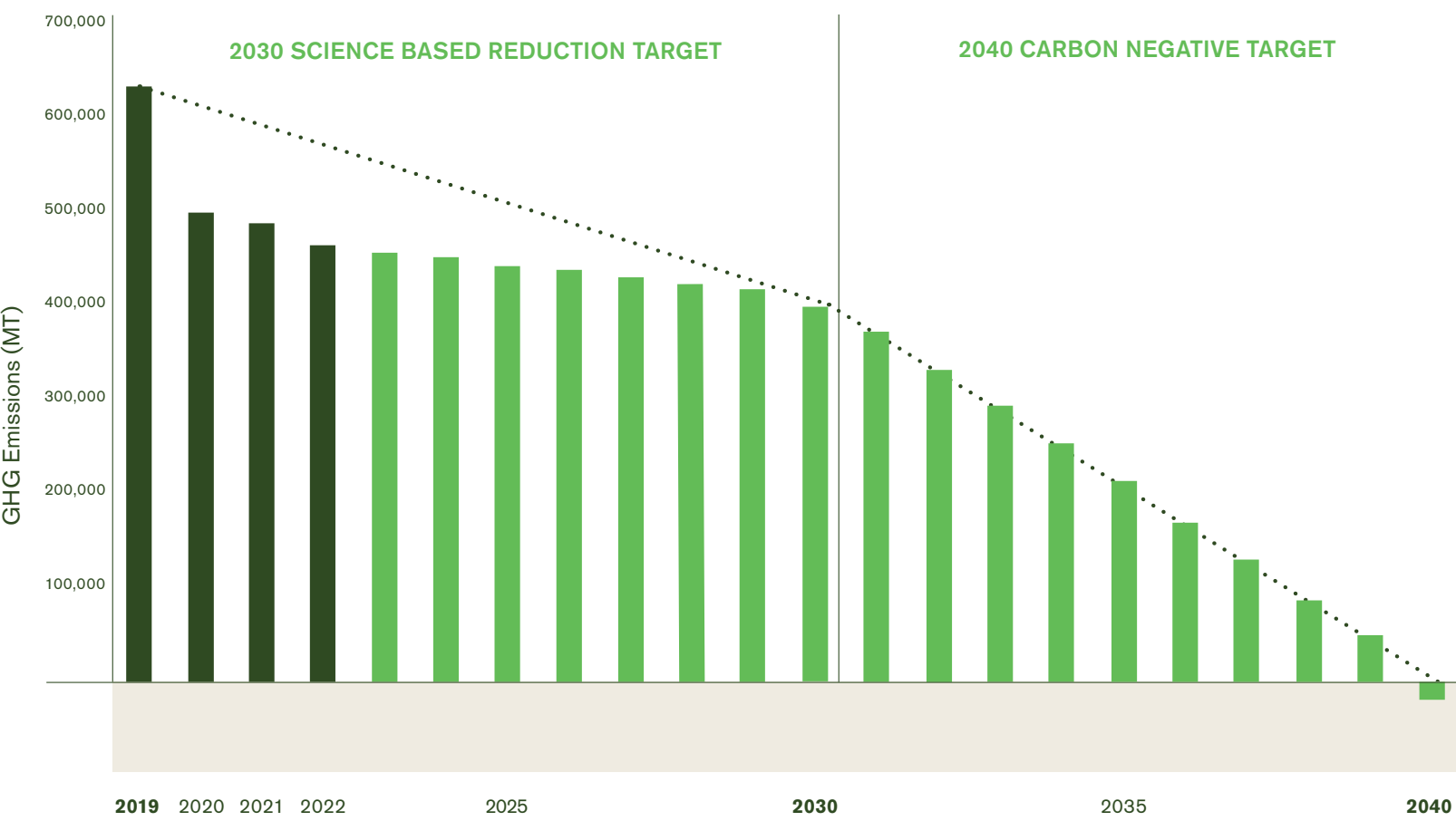
We've stored carbon from the atmosphere in our products through the incorporation of new bio-based materials.



inspire

We've inspired others to join us, from our yarn suppliers to our customers. We've also invested in industry tools and partnerships that encourage leaders in the interiors and wider building industry to prioritize embodied carbon, helping to change the manufacturing industry for the better.

INTERFACE'S JOURNEY TO 2040



TRANSPARENCY & REPORTING

Interface delivered our first sustainability results in 1996, including our GHG inventory, through the EcoMetrics program, and released our first publicly accessible [global sustainability report](#) in 1997.

Interface reports our third-party verified GHG inventory annually through our annual [Impact Report](#).

WHERE WE'RE GOING

OUR CARBON NEGATIVE AMBITION

avoid



Continue to reimagine product development and manufacturing, concentrating on the amount and type of raw materials we use in our products



Identify and drive commercial adoption of circular models across our product categories and global markets

reduce



Further reduce the carbon footprint of our products through manufacturing and raw material innovations and by increasing recycled content



Continue to prioritize energy efficiency initiatives and renewable energy sourcing to further reduce the impact of manufacturing, and work with suppliers to do the same

store



Accelerate our path to achieving our science-based targets by increasing bio-based materials in all of our products (carpet tile and resilient)



Maximize carbon storage by identifying and using more carbon-storing raw materials from naturally and technologically captured carbon

inspire



Explore opportunities and partnerships in our supply chain to address Scope 3 emissions



Encourage our customers to ask for transparency and action from us and other suppliers



Motivate internal champions and future leaders within Interface through access to sustainability resources and opportunities



Lead others while learning from trailblazers to meet the urgency of the climate crisis

CARBON TARGETS AND PROGRESS

2030 SCIENCE BASED TARGETS

Interface has a 1.5°C aligned science-based target to achieve by 2030 that is validated by the Science Based Targets initiative. Our goals are set to a 2019 baseline year. This was the first full year of data collection after our acquisition of the nora® rubber flooring business, and it was also the year we declared success on Mission Zero. Having already made so much incredible progress is rare for any company in any industry – and it means we have a steeper hill to climb to 2030.

Following is a summary of our validated targets. We will report on our progress in our annual Impact Reports.

Scope	Target
Scope 1	Reduce absolute emissions by 50%
Scope 2	Reduce absolute emissions by 50%
Scope 3, Category 1 Purchased goods and services	Reduce absolute emissions by 50%
Scope 3, Category 6 Business travel	Reduce absolute emissions by 30%
Scope 3, Category 7 Employee commuting	Reduce absolute emissions by 30%





CARBON TARGETS AND PROGRESS

CARBON NEGATIVE ENTERPRISE BY 2040

Carbon negative carpet tile, which we launched in 2020, changed everything for Interface. We now know it's possible to store more carbon than we emit. We are challenging ourselves and others to become carbon negative, enterprise wide, without offsets, exceeding net zero requirements.

As we have in the past, we have set an incredibly bold and aggressive ambition, and we're charting a new path as we work to achieve it. While we will build upon our past successes and lessons learned over the past three decades, we are still defining new pathways, exploring new innovative approaches and ideas, and will continue to collaborate and share with others to accelerate our mutual progress.

Following is a high-level overview of our approach to achieve this next ambitious moonshot. We will provide updates in our annual Impact Reports.

Scope	Target
Operations	Avoid and reduce operational impacts, as close to zero emissions as possible
Products	Continue to reduce the carbon footprint of our products Store more carbon in our products than carbon that is emitted in manufacturing our products
Supply Chain & Customers	Inspire our suppliers and customers to reduce their emissions Continue to develop and codify strategies to measure our ripple effect



For additional information about our sustainability journey, visit [interface.com/allin](https://www.interface.com/allin).

Read more about our progress in the latest Interface **Impact Report**.

AVOID, REDUCE, & STORE CARBON.
INSPIRE OTHERS TO DO THE SAME.

APRIL 2024