





SEA SHORE

40

MOUNTAIN DESERT

28

TROPICAL JUNGLE

16

GLACIAL TERRAIN

04

## Contents

Palette One | **Glacial Terrain** | 04

Palette Two | **Tropical Jungle** | 16

Palette Three | **Mountain Desert** | 28

Palette Four | **Sea Shore** | 40

Why Modular Flooring | 52



Glacial Terrain.  
Tropical Jungle.  
Mountain Desert.  
Sea Shore.

In this third edition of focused palettes, we are contemplating four unique landscapes and the color stories they inspire. We've selected more than 40 different styles from our library, ready to transform your lobbies, corridors and guest rooms.

Explore the possibilities.



**A** PRODUCT: Cloud Cover™  
SIZE: 50cm x 50cm  
COLOR: Dark Sky  
INSTALLATION: Non Directional




**A**














→ LOBBY

08  
07

01



LOBBY ←





CORRIDOR ←



08

07

03

→ GUEST ROOM



07


02











Abstract, exquisite forms.  
Water everywhere.  
Fluid or frozen and  
bright, reflecting the sea  
and the sky.







→ GUEST ROOM



08

48



GLACIAL TERRAIN PRODUCTS

01 PRODUCT: Drawn Lines™  
SIZE: 25cm x 1m  
COLOR: Silver

02 PRODUCT: RMS510  
SIZE: 25cm x 1m  
COLOR: 187713

03 PRODUCT: CE172  
SIZE: 25cm x 1m  
COLOR: Mikado

04 PRODUCT: Naturally Weathered™  
SIZE: 25cm x 1m  
COLOR: Harbor Grey

05 PRODUCT: CE171  
SIZE: 25cm x 1m  
COLOR: Mikado

06 PRODUCT: Cloud Cover  
SIZE: 50cm x 50cm  
COLOR: Dark Sky

07 PRODUCT: Night Flight™  
SIZE: 50cm x 50cm  
COLOR: Dark Sky

08 FLOR PRODUCT: Tied Over™  
SIZE: 50cm x 50cm  
COLOR: Cobalt

09 PRODUCT: Head in the Clouds™  
SIZE: 50cm x 50cm  
COLOR: Ocean View


10 PRODUCT: On Line™  
SIZE: 25cm x 1m  
COLOR: Cloud

11 PRODUCT: Walk The Plank™  
SIZE: 25cm x 1m  
COLOR: Balsam

12 PRODUCT: Walk The Plank  
SIZE: 25cm x 1m  
COLOR: Juniper

48 PRODUCT: Studio Set™  
SIZE: 25cm x 1m  
COLOR: Pepper

ADDITIONAL PRODUCTS





Grays in full bloom. Warm and  
dark, cool and reflective.  
Only the watery-blues  
remind us we  
are still on Earth.





**A** FLOOR PRODUCT: Boardwalk™  
SIZE: 50cm x 50cm  
COLOR: Kale  
INSTALLATION: Non Directional


**B** PRODUCT: Textured Woodgrains  
SIZE: 25cm x 1m  
COLOR: Ash Walnut  
INSTALLATION: Ashlar




**B** **A**



# TROPICAL JUNGLE









→ LOBBY

18

16

14



LOBBY ←



17

19



28

24



CORRIDOR ←



→ GUEST ROOM






CORRIDOR ←





An aerial photograph of a dense, lush green jungle canopy. The trees are thick and vibrant green, with patches of lighter green and yellow where sunlight hits. Wisps of white mist or smoke drift through the foliage, creating a steamy atmosphere. The image is tilted slightly to the left.

Steamy and lush with  
lingering floral scents.  
We are lost among  
the flora and fauna,  
following the flickers  
of sunlight through  
the shade of the  
jungle canopy.









→ GUEST ROOM

16

23



TROPICAL JUNGLE PRODUCTS


ADDITIONAL PRODUCTS

13	PRODUCT: CE173 SIZE: 25cm x 1m COLOR: Kabuki	17	FLOR PRODUCT: Palm Reader SIZE: 50cm x 50cm COLOR: Kale	21	PRODUCT: Night Flight SIZE: 50cm x 50cm COLOR: Sand Dune	49	PRODUCT: Walk The Plank SIZE: 25cm x 1m COLOR: Magnolia
14	PRODUCT: Walk The Plank SIZE: 25cm x 1m COLOR: Buckeye	18	FLOR PRODUCT: Boardwalk SIZE: 50cm x 50cm COLOR: Kale	22	PRODUCT: Night Flight SIZE: 50cm x 50cm COLOR: Rocky Shore	28	PRODUCT: Natural Woodgrains SIZE: 25cm x 1m COLOR: Black Walnut
15	PRODUCT: CE171 SIZE: 25cm x 1m COLOR: Kabuki	19	PRODUCT: Cloud Cover SIZE: 50cm x 50cm COLOR: Forest	23	PRODUCT: RMS510 SIZE: 25cm x 1m COLOR: 187714		
16	PRODUCT: Walk The Plank SIZE: 25cm x 1m COLOR: Cedar	20	PRODUCT: Head in the Clouds SIZE: 50cm x 50cm COLOR: Rolling Desert	24	PRODUCT: Textured Woodgrains SIZE: 25cm x 1m COLOR: Ash Walnut		





Emerald and other  
greens with terracotta.  
Set against ashy neutrals,  
like the trunk of  
a palm tree.





**A**  
PRODUCT: Head in the Clouds  
SIZE: 50cm x 50cm  
COLOR: Tawny Fields  
INSTALLATION: Brick

**B**  
PRODUCT: Natural Woodgrains  
SIZE: 25cm x 1m  
COLOR: Black Walnut  
INSTALLATION: Ashlar



**B**


**A**



# MOUNTAIN DESERT











→ LOBBY

34

35

28



LOBBY ←





CORRIDOR ←



50

31

34

→ GUEST ROOM



25

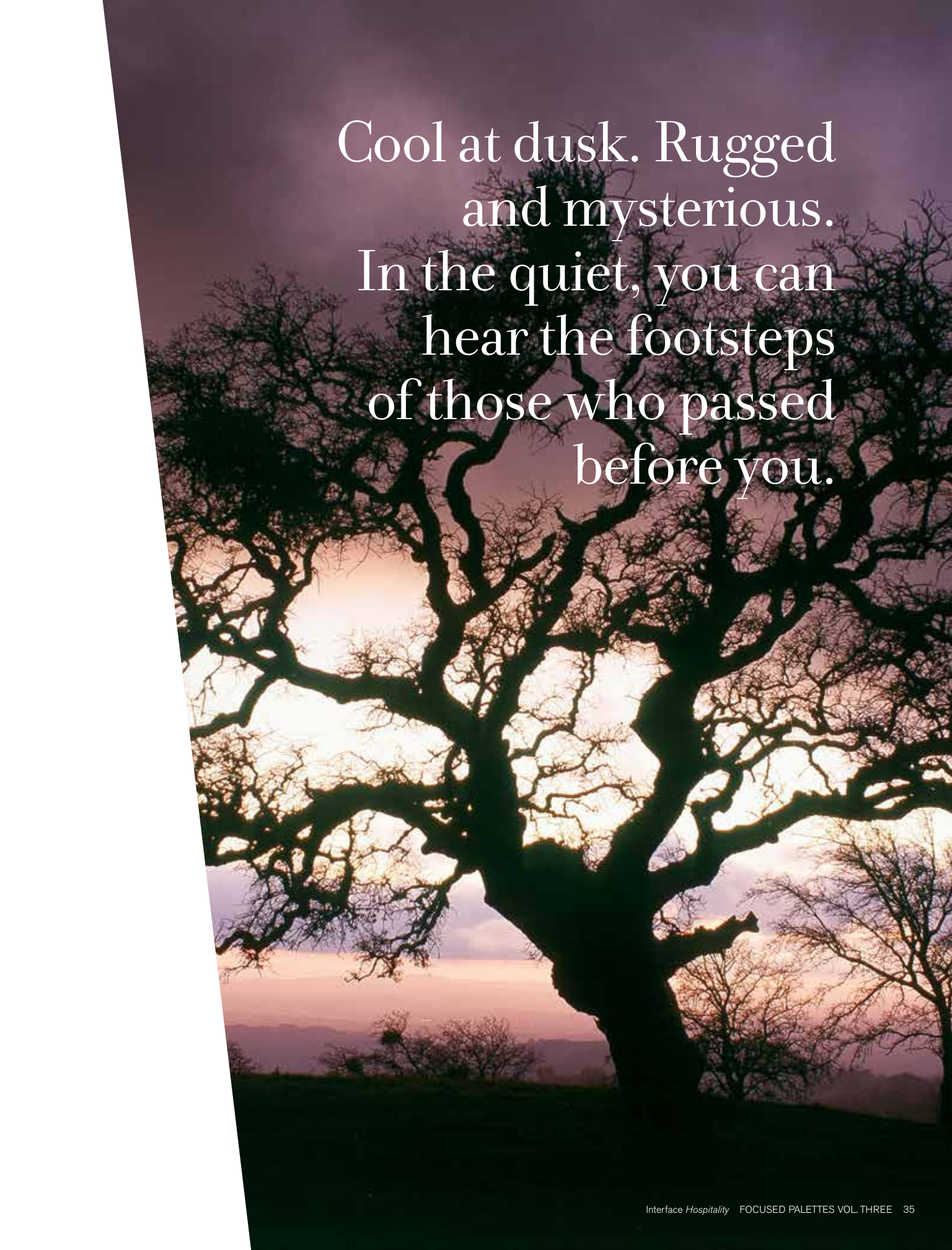




CORRIDOR ←





A large, gnarled tree silhouette dominates the foreground, its branches reaching out against a vibrant sunset sky. The sun is low on the horizon, creating a warm, orange glow that filters through the tree's branches. The sky transitions from a deep orange near the horizon to a soft purple at the top. In the background, rolling hills and other smaller trees are visible under the twilight sky.

Cool at dusk. Rugged  
and mysterious.  
In the quiet, you can  
hear the footsteps  
of those who passed  
before you.







→ GUEST ROOM

28

26

31



## MOUNTAIN DESERT PRODUCTS

## ADDITIONAL PRODUCTS

25 PRODUCT: RMS510  
SIZE: 25cm x 1 m  
COLOR: 187715

29 PRODUCT: CE173  
SIZE: 25cm x 1 m  
COLOR: Bento

33 PRODUCT: Cloud Cover  
SIZE: 50cm x 50cm  
COLOR: Cardoon

50 PRODUCT: Night Flight  
SIZE: 50cm x 50cm  
COLOR: Cardoon

26 FLOR PRODUCT: Walking on Air™  
SIZE: 50cm x 50cm  
COLOR: Coffee

30 PRODUCT: CE171  
SIZE: 25cm x 1 m  
COLOR: Bento

34 PRODUCT: Head in the Clouds  
SIZE: 25cm x 1 m  
COLOR: Tawny Fields

27 FLOR PRODUCT: It's Snow Problem™  
SIZE: 50cm x 50cm  
COLOR: Grey

31 PRODUCT: On Line  
SIZE: 25cm x 1 m  
COLOR: Iris

35 FLOR PRODUCT: Antique Minx™  
SIZE: 50cm x 50cm  
COLOR: Iris

28 PRODUCT: Natural Woodgrains  
SIZE: 25cm x 1 m  
COLOR: Black Walnut

32 PRODUCT: Naturally Weathered  
SIZE: 25cm x 1 m  
COLOR: Greystone





Every neutral.  
Shadow hues, almost black,  
brown and raisin.  
Then violet.





**A**  
FLOR PRODUCT: Tuxedo Pocket™  
SIZE: 50cm x 50cm  
COLOR: Lichen  
INSTALLATION: Monolithic

**B**  
PRODUCT: Natural Woodgrains  
SIZE: 25cm x 1m  
COLOR: Storm  
INSTALLATION: Ashlar



B

A













46


36

37


















Driftwood, salt spray,  
and shells. In a nearly  
monochromatic realm,  
textures and sounds  
and scents emerge to  
animate the experience.








→ GUEST ROOM






## SEA SHORE PRODUCTS

- |    |  |    |   |    |   |    |  |
|----|--|----|---|----|---|----|--|
| 36 | PRODUCT: CE171<br>SIZE: 25cm x 1m<br>COLOR: Haiku              | 39 | PRODUCT: Naturally Weathered<br>SIZE: 25cm x 1m<br>COLOR: Quicksand | 42 | PRODUCT: Cloud Cover<br>SIZE: 50cm x 50cm<br>COLOR: Meadow  | 45 | PRODUCT: Walk The Plank<br>SIZE: 50cm x 50m<br>COLOR: Hawthorn   |
| 37 | PRODUCT: Natural Woodgrains<br>SIZE: 25cm x 1m<br>COLOR: Storm | 40 | PRODUCT: CE171<br>SIZE: 25cm x 1m<br>COLOR: Samurai                 | 43 | PRODUCT: Night Flight<br>SIZE: 50cm x 50cm<br>COLOR: Meadow | 46 | FLOR PRODUCT: Yabara™<br>SIZE: 50cm x 50cm<br>COLOR: Dune        |
| 38 | PRODUCT: CE173<br>SIZE: 25cm x 1m<br>COLOR: Samurai            | 41 | PRODUCT: RMS510<br>SIZE: 25cm x 1m<br>COLOR: 187716                 | 44 | PRODUCT: On Line<br>SIZE: 25cm x 1m<br>COLOR: Eucalyptus    | 47 | FLOR PRODUCT: Tuxedo Pocket<br>SIZE: 50cm x 50m<br>COLOR: Lichen |





Light and warm mixed with  
sand and seafoam.  
Hues are blended, then  
one dark line, like a horizon.






## WHY MODULAR FLOORING?



### Flexibility

*Keep Your Floor Beautiful.* Modular flooring allows you to play with pattern and design without having to special order sizes. And the same flexibility that lets you create your floor helps you keep it looking good because in-house staff can easily replace individual tiles that become damaged or heavily soiled—no down time or outside contractors required.



### TacTiles®

*No Glue Installation.* Our revolutionary TacTiles installation system eliminates the need for glue, adhering carpet tiles securely together to form a floor that “floats” for greater flexibility, easier replacement and long-term performance. The result? Less mess, less waste and virtually no VOCs, not to mention an environmental footprint that is over 90% lower than that of traditional glue adhesives.



### Intersept®

*Mold Protection.* Our proprietary preservative, Intersept, protects our modular carpet against mold growth and odor-causing bacteria — guaranteed. Intersept treated carpet, with proper maintenance, shows no mold or bacterial growth when tested per the ASTM E2471 Standard Test Method. Intersept is EPA approved for safe use in carpet, water insoluble and contains no halogens, heavy metals, phenols or formaldehyde.



### Less Waste

*Save Money.* Interface Hospitality's modular flooring averages just 3.9% installation waste compared to as much as 18% or more with patterned roll carpet. Use our non directional styles with an average of 1.5% waste and save even more. That means more of your flooring investment stays on the floor—not in a dumpster.



### Sustainable Choice

*Environmental Responsibility.* Interface was the industry's first to earn an EPD (Environmental Product Declaration), which evaluates consistent factors based on full lifecycle assessment (LCA). In addition, all of our products with GlasBac® and GlasBacRE backings meet NSF/ANSI 140 Sustainable Assessment for Carpet.



### Carbon Neutral Floors™

*Create a Climate Fit for Life.* All Interface flooring sold globally is third party verified carbon neutral. We've taken a holistic approach to achieve carbon neutrality, first through reducing the carbon footprint of our products and then using carbon offsets for the remainder, including the emissions from raw materials, our manufacturing processes and product use to end of life.

### CushionBac Renew™

*Get Comfortable.* Enjoy greater comfort underfoot and improved acoustics with our high performance CushionBac Renew backing. The 21 oz. felt cushion provides less resistance to footfalls and increased sound absorption to create a more comfortable environment overall. As one of our low carbon options, CushionBac Renew also offers a total product recycled content of up to 76% (up to 25% post-consumer content), and can be recycled into our GlasBac®RE backing.



**Carbon Neutral Floors**  
All Interface flooring sold globally is third party verified carbon neutral by Bureau Veritas.

**Sustainable Assessment for Carpet**  
The only carpet sustainability standard in North America that evaluates the environmental impact of carpet for its entire lifecycle.

**CRI Green Label Plus**  
An independent testing program that identifies carpet and adhesives with very low emissions of VOCs to help improve indoor air quality.

**Environmental Product Declaration (EPD)**  
A statement of product ingredients and environmental impacts over the entire lifecycle of a product. A comprehensive life cycle assessment (LCA) is performed to ISO standards to develop an EPD, after which both the EPD and the LCA must be third party verified.





**A**  
FLOR PRODUCT: Yabara  
SIZE: 50cm x 50cm  
COLOR: Dune  
INSTALLATION: Non Directional



**[www.interfacehospitality.com](http://www.interfacehospitality.com)**

**United States Headquarters**

1503 Orchard Hill Road  
LaGrange, GA 30240  
1.800.336.0225 ext.56511

**Canadian Headquarters**

233 Lahr Drive  
Belleville, ON K8N 5S2  
1.800.267.2149 ext.52128

**Mexican Headquarters**

Montes Urales # 415 Piso 6  
Col. Lomas de Chapultepec  
México City, D.F. 11000  
+ 52 55 6395 5100

**Latin American Headquarters**

Rua Surubim, 577 - Conjuntos  
73/74 7º Andar  
04571-050 - São Paulo - SP  
Brazil  
+ 55 11 2196 0900

09/2018  
CIM# IFS00822

**Interface** Hospitality

